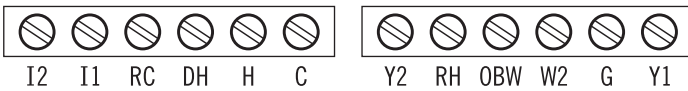




# TotalTouch™

## Complete Comfort

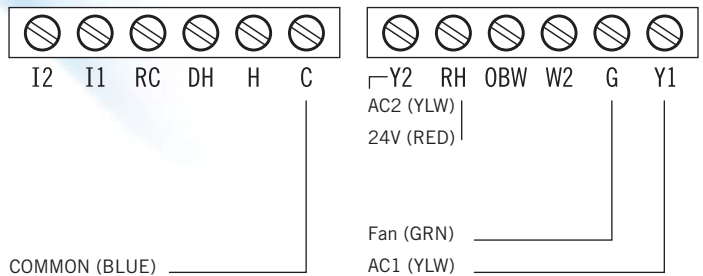
### WIRING TABLE



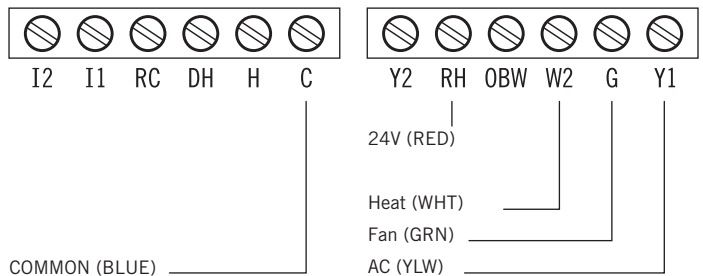
TERMINAL	EQUIPMENT	STANDARD COLOR
Y1	First Heat Pump & AC	Yellow
G	Fan	Green
W2	First Stage Furnace	White
OBW	Reverse Valve - Second Stage Furnace	Orange
RH	24v	Red
Y2	Second Heat Pump & AC	Unknown
C	Common	Blue
H	Humidity Control	Unknown
DH	Dehumidity Control, Variable Fan Control	Unknown
RC	24v	Unknown
I1 & I2	Not Used	

NOTE: The above colors are standard in HVAC industry.  
The wiring should be confirmed before installation

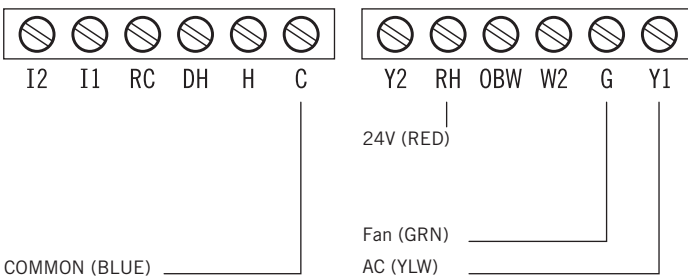
### TWO AIR CONDITIONERS



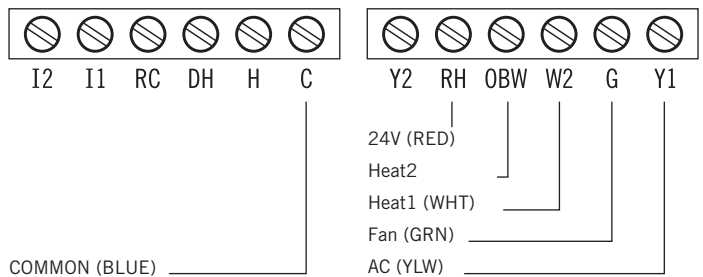
### ONE AIR CONDITIONER & ONE HEAT



### ONE AIR CONDITIONER

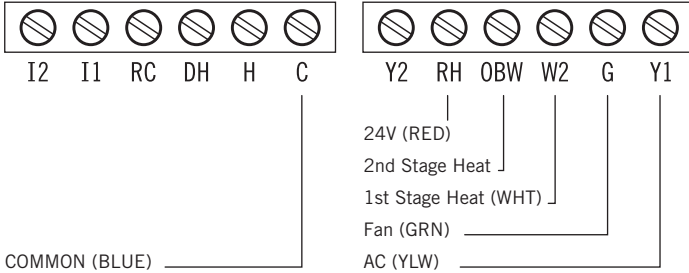


### ONE AIR CONDITIONER & TWO HEAT

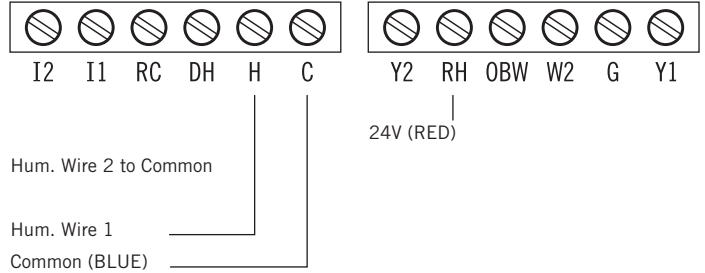




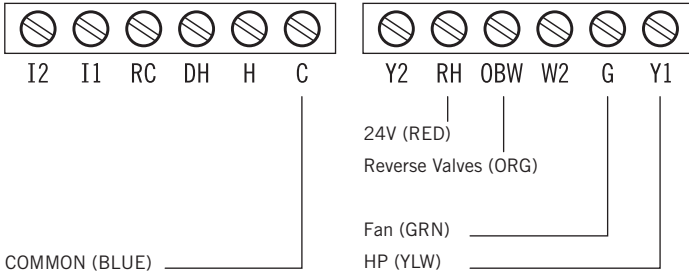
**ONE AIR CONDITIONER & TWO STAGE FURNACE**



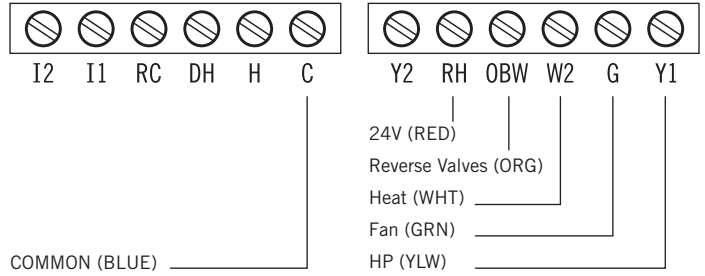
**HUMIDITY CONTROL - HUMIDIFIER WITHOUT TRANSFORMER**



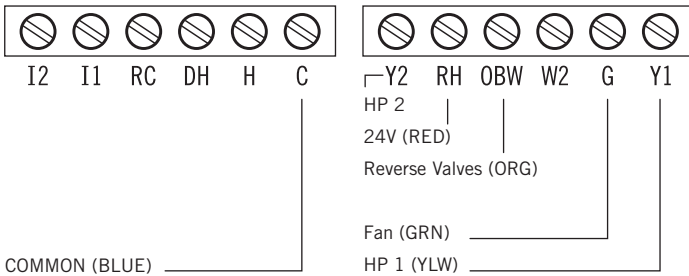
**ONE HEAT PUMP**



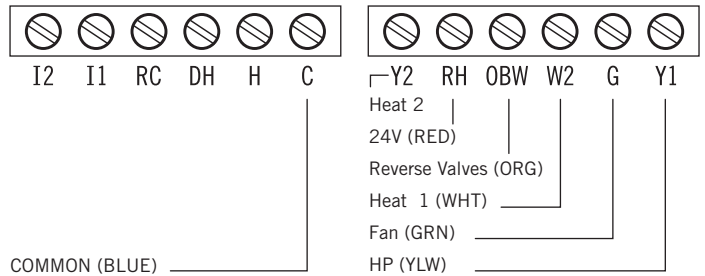
**ONE HEAT PUMP & ONE HEAT**



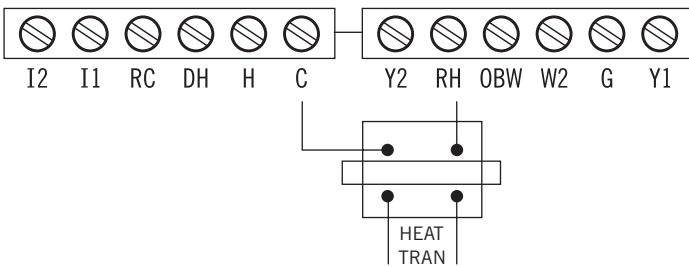
**TWO HEAT PUMP**



**ONE HEAT PUMP & TWO STAGE HEAT**



**ONE TRANSFORMER**



**TWO TRANSFORMERS**

