

## **READ AND SAVE THESE INSTRUCTIONS**

### **IMPORTANT SAFETY INSTRUCTIONS**

With the use of any electrical appliance, it is important to observe all basic precautions to minimize the risk associated with use, such as electrical shock, fire, or injury to persons. Read these instructions before using your Centrax fan.

## **NEVER EXPOSE YOUR CENTRAX FAN TO TEMPERATURES OVER 140° F (60° C)**

### **INSTALLATION**








1. Install mounting brackets to fan. (Refer to Figure 1)
2. Secure mounting brackets to a fixed structure. (Refer to Figure 2)
3. Connect the Centrax to ventilating system.
4. Connect to power source.

**CAUTION: Before carrying out any maintenance or servicing, ensure the unit is disconnected from the main supply. FOR GENERAL VENTILATION USE ONLY. DO NOT USE TO EXHAUST HAZARDOUS OR EXPLOSIVE MATERIALS AND VAPORS OR DUST.**

**WARNING - TO REDUCE THE RISK OF FIRE, ELECTRIC SHOCK, OR INJURY TO PERSONS, OBSERVE THE FOLLOWING:**

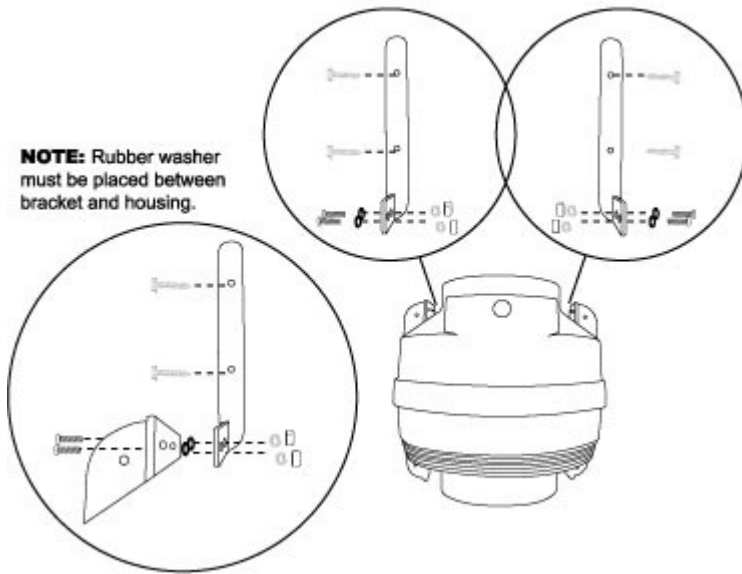
- a) Use this unit only in the manner intended by the manufacturer. If you have questions, contact the manufacturer.
- b) Before servicing or cleaning unit, switch power off at service panel and lock the service disconnecting means to prevent power from being switched on accidentally. When the service disconnecting means cannot be locked, securely fasten a prominent warning device such as a tag to the service panel.
- c) Installation work and electrical wiring must be done by a qualified person (s) in accordance with all applicable codes and standards, including fire-rated construction.
- d) When cutting or drilling into wall or ceiling, do not damage electrical wiring and other hidden utilities.
- e) Ducted fans must always be vented to the outdoors.
- f) If this unit is to be installed over a tub or shower, it must be marked appropriately for the application and be connected to a GFCI (Ground Fault Circuit Interrupter) protected branch circuit.
- g) NEVER place a switch where it can be reached from a tub or shower.
- h) When used in an attic install exhaust side of the fan facing an unoccupied space.
- i) To reduce the risk of electric shock do not expose to water or rain.
- j) This unit has an unguarded impeller. Do not use in locations readily accessible to people or animals.

## MOUNTING HARDWARE INCLUDED

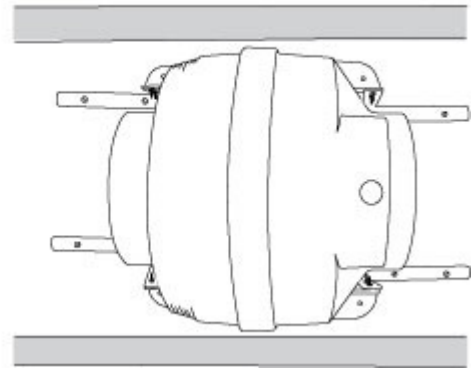
							
TF104 & 106	Qty. 4	Qty. 4	Qty. 4	Qty. 4	Qty. 4	Qty. 4	Qty. 2
TF108	Qty. 8	Qty. 8	Qty. 8	Qty. 8	Qty. 8	Qty. 8	Qty. 4
Model	#8 x 1" Self Tapping Screw	#6 x 1/2" Machine Screw	Hex Nut	#6 Lock Washer	Rubber Washer		Motor Mounting Bracket

 Qty. 6	#6 Screws For Securing Duct Connection
--	--

**FIGURE 1: MOUNTING BRACKETS**



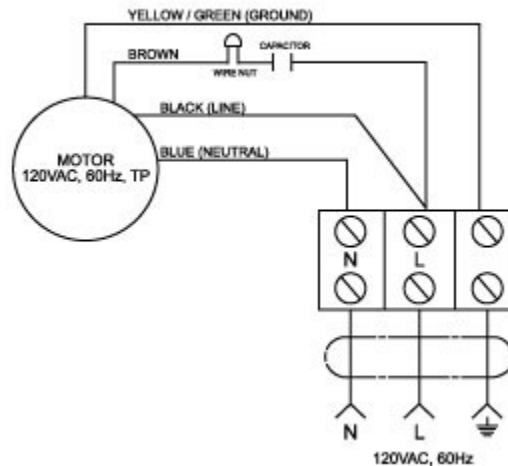
**FIGURE 2: MOUNTING**



## ELECTRICAL CONNECTIONS

1. Remove the screws from the electrical box cover plate.
2. Install the appropriate size strain relief in knock-out provided on the side of the electrical box. Run the incoming power through the strain relief and knockout.
3. Connect the incoming power according to the wiring diagram. (Refer to Figure 3)
4. Secure the strain relief and reattach the electrical box cover. The fan is now ready for use.

**FIGURE 3: WIRING DIAGRAM**



# **MAINTENANCE**

Inspect the product at least once every 12 months for excessive dust and dirt build up on the impeller (more often in dusty environments). Clean as necessary. The unit must be disconnected from power during inspection and/or cleaning.

## **FIVE YEAR LIMITED WARRANTY**

Subject to the following limitations, Suncourt Inc. (manufacturer) warrants that the Centrax™ centrifugal fan will, for 5 (five) years from date of original purchase, remain free from appearance of defects in workmanship or materials. This warranty is subject to the following limitations: (a) manufacturer's liability is limited to the replacement or repair of the unit, as decided by the manufacturer; (b) a defective unit must be returned, prepaid, with proof of purchase, to Suncourt; and (c) this warranty does not apply to defects resulting from the alteration, abuse, accidental damage, unauthorized repair, or misuse of the unit. This warranty is given in lieu of all other warranties, guarantees, and conditions on manufacturer's part, and the manufacturer shall have no tortious or other liability in respect to this Centrax™ centrifugal fan.

**SUNCOURT INC.  
500 W. SECOND AVENUE  
P.O. BOX 40  
DURANT, IOWA 52747-0040  
1-800-999-FANS (3267)**

Copyright 1998-2007 Suncourt Inc. All Rights Reserved