


basement mold?  
structural damage? mildew?  
musty odors? allergies?

## High efficiency, high-capacity dehumidification for basements.

**Santa Fe**<sup>™</sup>  
**CLASSIC**



Studies have shown that as much as 50% of the air in your home comes up from your basement or crawlspace. This air is often higher in moisture content and carries with it various allergens and musty odors. When conditions linger above 60% relative humidity for extended periods of time, mold, mildew, and bacteria growth is stimulated. A Santa Fe Classic<sup>™</sup> dehumidifier helps turn your basement space into living space.

The American Lung Association, American Medical Association, and the EPA recommend maintaining relative humidity level in the 30% - 50% range. Ventilation and air conditioning alone cannot provide the protection offered by a high capacity dehumidifier like the Santa Fe Classic. Protecting your family and your biggest investment is worth the best. Your basement isn't truly finished until you have a Santa Fe dehumidifier installed.

### "APPLICATION-SPECIFIC" DESIGN

The Santa Fe Classic was specifically designed for basements. The high-capacity (275 cfm) blower on the Classic moves air in a way that no small conventional unit can. The Classic's vertical configuration and flow-down design perform exceptionally well in basements, and provide options for installation that no other unit can match. The optional condensate pump and ducting kits provide the flexibility necessary for almost any application. No conventional dehumidifier can perform as efficiently and effectively in basements as the Santa Fe Classic.

- **High Efficiency** – Exceeds ENERGY STAR<sup>®</sup> efficiency requirements.
- **Large Capacity** – The large capacity Santa Fe Classic provides 110 pints per day of water removal at standard rating conditions.\* Large-sized basements (up to 2500 sq. ft.) are no problem for the Santa Fe Classic.
- **Low Temperature Operation** – The Santa Fe Classic was engineered for basements and the temperature and air flow issues that they present. When many conventional dehumidifiers have stopped removing water from the air, the Santa Fe Classic continues to protect your family and your home.
- **Superior Air Filtration** – MERV-11 filtration is standard on the Santa Fe Classic, capturing particles (including mold spores) down to 1 micron in size. This superior level of air filtration also keeps the Santa Fe Classic working at peak efficiency for longer than other devices with cheaper designs. Better, cleaner air for better living.
- **Auto Restart** – Santa Fe dehumidifiers will automatically restart at the original setting after a power outage.
- **Optional Equipment** – The engineers at Therma-Stor designed ducting kits and condensate pumps for use with the Santa Fe Classic. These optional kits provide the ultimate in flexibility for your specific installation requirements.

\*AHAM standard testing conditions are 80°F and 60% RH.



# Large capacity dehumidification



“ Humidity was so high in our basement that we had mold on the walls, which contributed to our child’s health problems. Once the dehumidifier was installed absolutely all mold growth stopped and our child’s health improved — respiratory ailments have disappeared.”

— Mary, Burre, MA

## LARGE CAPACITY DEHUMIDIFICATION

The cooler temperatures in basements (and crawlspaces) create unique humidity control challenges for homeowners.

The earth under the basement slab (or under the soil in a crawlspace) remains at a near constant temperature of 50-60°F year round. The ground keeps the slab in a basement (or the surface soil in a crawlspace) cool. These cool surface temperatures create micro-environments where the relative humidity of the air approaches its saturation point (100%RH) and condensation (or sweating) can occur. The conditions that result support mold/microbial growth and cause musty odors.

Often the only way to maintain the EPA’s recommended humidity levels for homes is 50%RH or less year round is with the addition of a high capacity, high efficiency dehumidifier.

Capacities for residential dehumidifiers are measured in pints of water removed per day at standard conditions. Standard conditions are determined by the American Home Appliance Manufacturers (AHAM) and are used because capacity will vary under different conditions. AHAM standard rating conditions are 80°F and 60% RH. The capacity of the Santa Fe Classic is 110 pints per day. Most standard residential units range from 20 to 65 pints of water removal per day. However, most basements and crawlspaces are cooler than 80°F and therefore the water removal capacity of the standard residential unit will be diminished significantly.

A large capacity dehumidifier is necessary to ensure that enough moisture is removed at the real-world temperature of your basement or crawlspace to prevent mold, mildew and bacterial growth. The Santa Fe Classic is a large-capacity dehumidifier designed for these cooler applications.

# installation

## FREE STANDING INSTALLATION

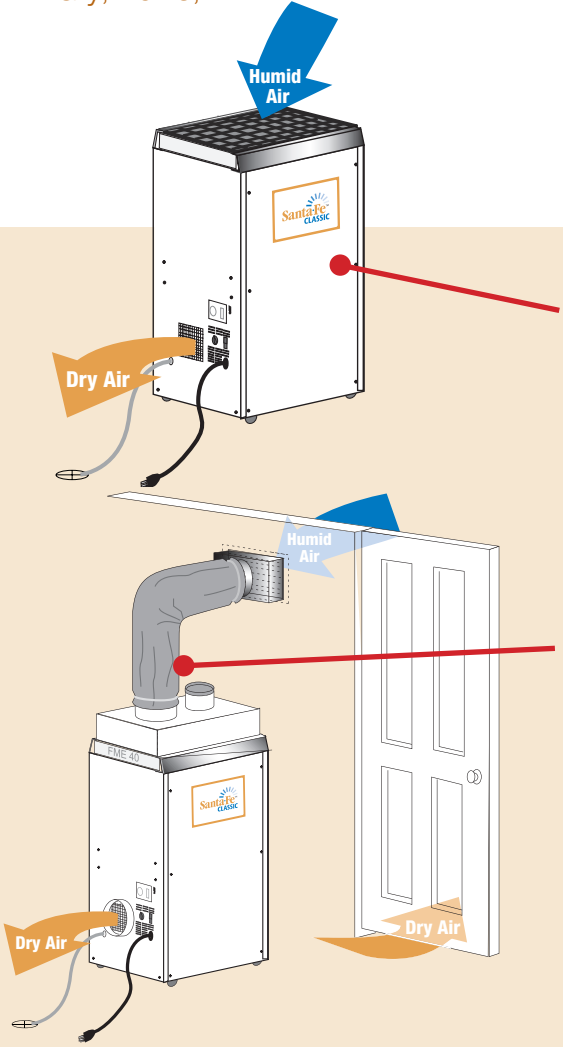
Position the Santa Fe Classic so the dehumidified air will not be directed toward a wall or other obstruction. Simply plug the Santa Fe Classic into a standard 15 amp, 115 volt grounded outlet.

Direct gravity drain hose to floor drain. Drain hose can be extended using 1/2 inch pvc pipe.

Condensate pump kit is available if gravity drain is not possible. An optional muffler kit is available to reduce air flow sound level.

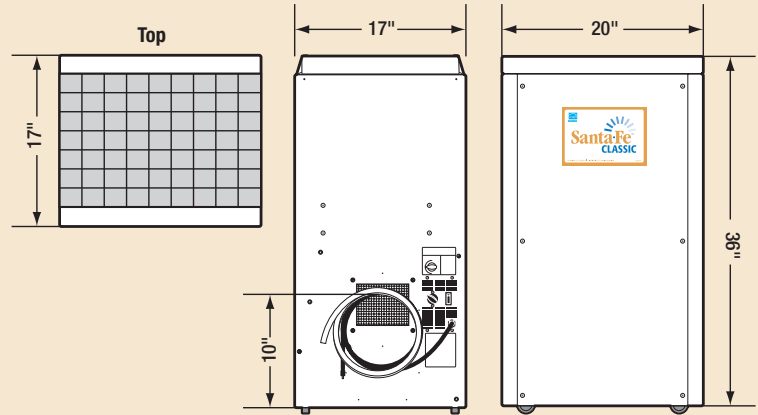
## REMOTE DUCT INSTALLATION

A duct kit is available for remote installations when an area requires humidity control but locating the Santa Fe Classic in that area is not practical. One simple ducting strategy is to locate the Santa Fe Classic in a utility area, then attach the intake duct hood to the Santa Fe Classic and install ducting to draw air to the Santa Fe Classic. Discharge the dehumidified air into the utility area. Be certain that the air is not directed toward a wall or other obstruction. Humid air is drawn into the dehumidifier from an adjacent room. This air will be replaced by dehumidified air drawn into the adjacent room through wall and ceiling cavities and the undercut of doors. Since the dehumidified air is slightly warmer, discharging this air into the utility area allows some of the heat to be absorbed before it is drawn into the finished area. A remote dehumidistat may be desired in some installations.



# Performance and Technical Specs

<b>Part Number:</b>	4029700
<b>Blower:</b>	275 CFM @ 0.0" WG
<b>Power:</b>	720 watts @ 80°F and 60% RH
<b>Supply Voltage:</b>	115 volt – 1 phase - 60 Hz
<b>Current Draw:</b>	6.4 amps
<b>Energy Factor:</b>	3.0 L/kWh
<b>Operating Temp.:</b>	45°F Min., 95°F Max.
<b>Sized for:</b>	2500 Sq. Ft. - Typical
<b>Minimum Performance at 80°F and 60% RH</b>	
Water Removal:	110 Pints/Day
Efficiency:	6.4 Pints/kWh
<b>Air Filter:</b>	MERV-11
Efficiency:	Standard 65% Efficient, ASHRAE Dust Spot Test
Size:	16" x 20" x 2"
<b>Power Cord:</b>	10', – 110-120 VAC, Ground
<b>Drain Hose:</b>	9/16" ID x 8' Direct Gravity Drain Hose

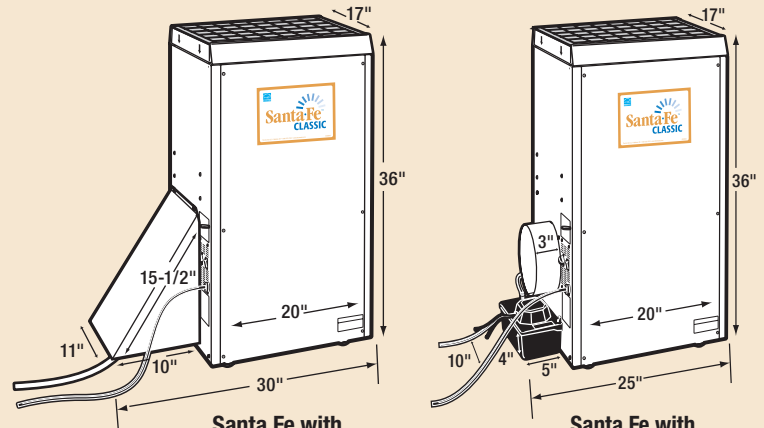


## Santa Fe Dimensions

	Unit	With Duct Kit	Shipping
Width:	20"	23"	20"
Height:	36"	42 1/2"	43"
Depth:	17"	17"	24"
Weight:	110 lbs		117 lbs

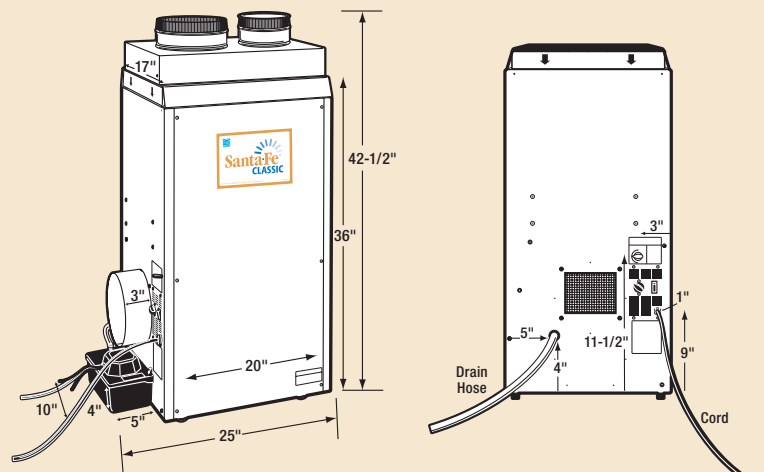
## OPTIONAL ACCESSORIES

- 4021468 Pre-Filter
- 4021475 MERV 11 Filter
- 4027417 MERV 11 4-Pack + 1 Pre-Filter
- 4027424 MERV 11 12-Pack
- 4024528 Bulk Carbon Granules
- 4022220 Pump Kit
- 4022561 Muffler Kit
- 4021453 Duct Kit w/supply collar
- 4020656 6" Inlet/Exhaust Hood
- 4026859 6" Flex Duct
- 4020128 6" Flex Duct (Insulated)
- 4020623 8" Supply Collar
- 4027415 8" Flex Duct
- 4020177 8" Flex Duct (Insulated)
- 4020175 Dehumidistat – Honeywell (120 volt)



Santa Fe with Muffler Kit

Santa Fe with Condensate Pump Kit



Santa Fe with Duct Kit & Condensate Pump Kit

Location of Drain Hose, Controls & Cord

### HUMIDITY ALERT™

Inexpensive and easy to use.

Monitors temperature and relative humidity. Detects and records periods of high humidity known to contribute to wood rot, mold growth, musty odors, and increased pest activity.



4026208

### REMOTE HYGROMETER



4029577

Displays indoor and outdoor temperature, relative humidity, moon phases, time and date.

Wireless sensor with low temperature adaptor included.

### CRAWLSPACE ALERT™



4030280

Works remotely with your Santa Fe Dehumidifier to provide a warning light when humidity levels are too high in the crawlspace and will automatically turn off the dehumidifier if the overflow safety switch is tripped.

# humidity meters



One of the best Limited Warranties in the industry today –

1 YEAR – All Parts and Labor  
5 YEARS – Sealed Refrigeration System



**NAHB**  
NATIONAL ASSOCIATION  
OF HOME BUILDERS

