

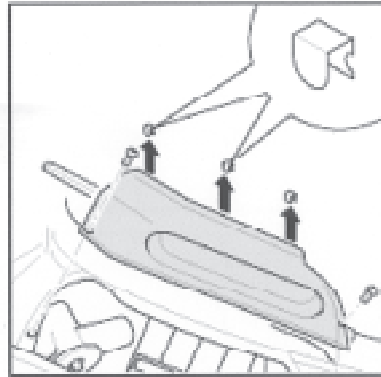


Cabin Air Filtration Product MicronAir® No. SA85174P

1

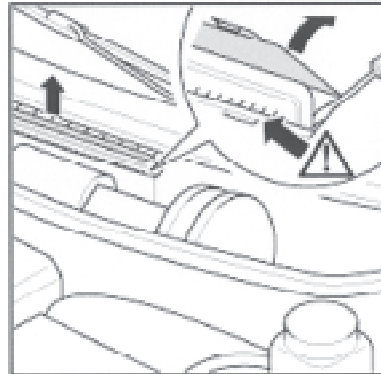
Tools:
Phillips screw driver

- Open the hood.
- Disengage the evaporator cover retainers, then remove the cover.



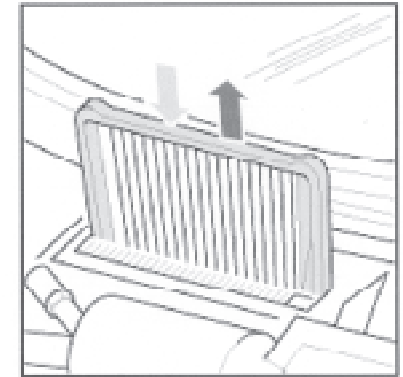
2

- Lift the cabin air filter cover and remove the filter.



3

- Install a new micronAir® Cabin Air Filter into the housing. Ensure the filter is properly positioned in the housing.



4

- Close the cabin air filter cover.
- Install the evaporator cover.

This micronAir® Cabin Air Filter fits: Saab 9000, model years 1985-1991.

Get in and breathe easy.

The vehicle manufacturer recommends that the filter be changed every year or 30,000 miles.
Engineered for Original Equipment Manufacturer Specifications.