
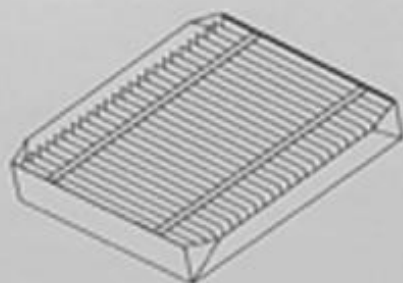


**1**

**Bottom Section**  
Place on flat surface with tabs  
up and metal down.

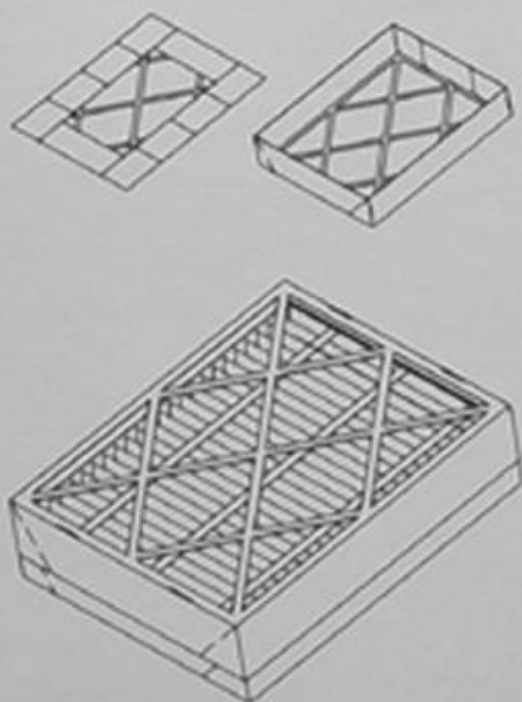


**TO OPEN:** Lift, pull, and  
gently shake on both  
ends at same time.

**2**

Fold up any sides that  
may be stuck down. Be  
careful of sharp edges  
on metal. Should look as  
shown.

Open top, erect corners,  
and place over bottom  
assembly.

**3****4**

Lock bottom tabs into  
slots on lid where  
indicated.

Lock side tabs into slots  
on all 4 sides.

