

How to Make a Filter Face Covering

Cloth face coverings should —

- Fit snugly but comfortably against the side of the face
- Be secured with ties or ear loops
- Allow for breathing without restriction

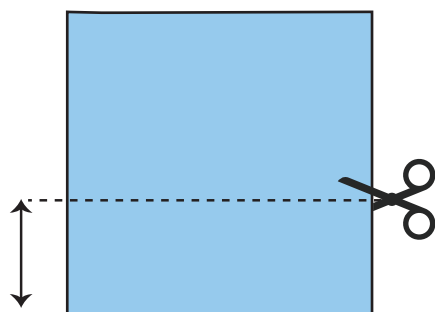
Quick Cut Face Covering (no sew method)

Materials

- Filter Material
- Scissors

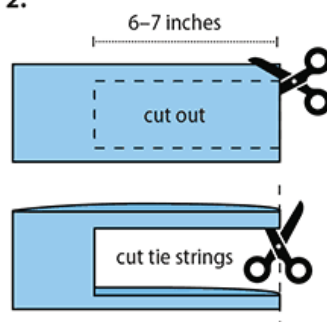
Tutorial

1. Cut section from material

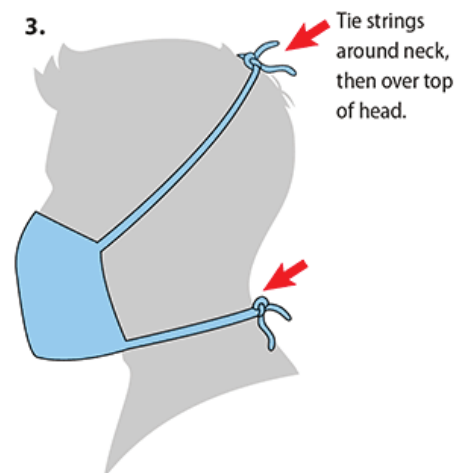


7-8 inches

2.



3.



For more information visit us at [discountfilters.com](https://www.discountfilters.com) and find best selection of filters for your home.

