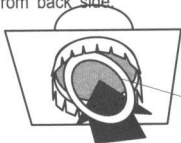
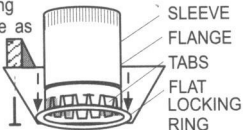


# SLEEVE FOR NEW CONSTRUCTION OR RETROFIT

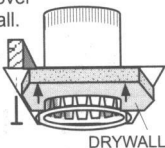
Sleeves with Backdraft Damper to be used  
ONLY for EXHAUST Applications

Remove flat locking ring. Install sleeve as shown. In retrofit cases make hole as appropriate and fit into place from back side.



If installed before drywalling, insert temporarily flat locking ring up into sleeve for safe keeping.

Slide flat locking ring over tabs and against drywall. Fold up tabs. Sleeve is thus held firmly and grilles can be inserted and removed easily without damaging drywall.



NOTE: If sleeve includes a backdraft damper, verify always when installing flat locking ring that it opens correctly. This is especially important when installing before drywalling. Popcorn and paint spraying may seal damper shut.