



Airetrak62.2 Installation Instructions




1

Turn power OFF at circuit breaker or remove fuse.



2

Connect one leg of Airetrak 62.2™ and line hot (Black) to one pole of SPST switch. Connect remaining leg of Airetrak 62.2™ and fan load to the other pole of the SPST switch.



3

Turn power ON at circuit breaker or replace fuse.

ATTACH ENCLOSED WARNING LABEL TO EXHAUST FAN