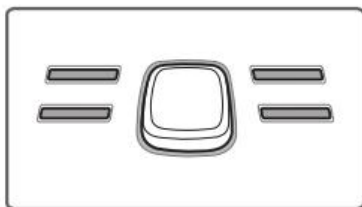


Replacing the Fresh Air Filter

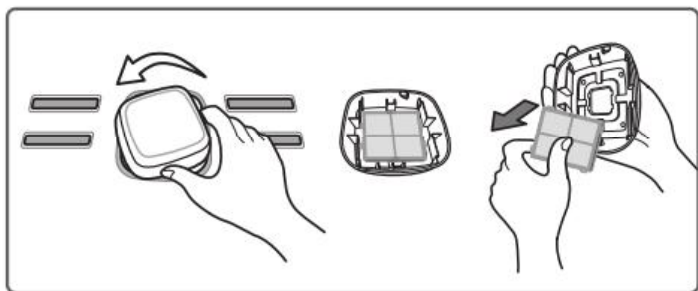
It is recommended that you replace the air filter:

- Approximately every six months.
- When the CHANGE FILTER light turns on.



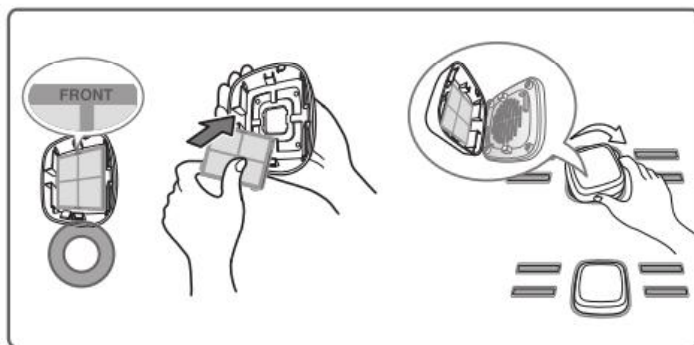
1 Remove the Old Filter

Turn the filter cover to the left to detach from the refrigerator wall. The filter is located on the inside of the filter cover. Remove the filter from the cover and replace it with a new filter.



2 Install a New Air Filter.

Place the new filter inside of the cover with the side that says "Front" facing outward. Turn the filter cover to the right to attach to the refrigerator wall.



After changing the filter, push and hold the Air Filter button for three seconds to reset the filter sensor.